

ZAXIS-7 series

HITACHI

Reliable solutions

ZAXIS250/300/350



HYDRAULIC EXCAVATOR

Model code : ZX250LC-7 / ZX250LCN-7
Engine rated power : 140 kW (ISO14396)
Operating weight : 26 400 – 28 300 kg
Bucket ISO heaped : 0.80 – 1.40 m³

Model code : ZX300LC-7 / ZX300LCN-7
Engine rated power : 197 kW (ISO14396)
Operating weight : 30 400 – 32 200 kg
Bucket ISO heaped : 1.00 – 1.62 m³

Model code : ZX350LC-7 / ZX350LCN-7
Engine rated power : 210 kW (ISO14396)
Operating weight : 35 200 – 37 500 kg
Bucket ISO heaped : 1.15 – 1.86 m³

You're in control

You're at the heart of Hitachi's design for its latest range of excavators. To continuously improve on previous generation machines we've focused on enhancing your experience in the cab as an operator.

We've considered the challenges you face as the owner of a successful business. And we've zoomed in on the ways in which we can support you over the life cycle of your machine.

By putting you at the heart of the Zaxis-7 range, we invite you to take control – over your workspace and your fleet. And by working in partnership, we will help you to create your vision.





Inside



In control of your business

8. Improve your profit



In control of your comfort

10. Feel the difference



In control of your environment

12. Increase your safety



In control of your assets

14. Boost your uptime



In control of your fleet

16. Create your perfect partnership



In control of your uptime

18. Protect your investment



In control of your performance


20. Get more from your machine

Complete control

The new Zaxis-7 range of medium excavators puts you firmly in control, so you can feel assured of your machine's performance, and supported by the technological expertise and services that Hitachi provides.



The expanded cab interior provides a more comfortable working environment.




Sensors monitor oil continuously and contribute to preventative maintenance, helping to reduce downtime.



ConSite Pocket app allows you to manage and monitor your fleet remotely.




Options such as Hitachi ground engaging tools enable you to enhance the performance of your excavator.




Integrated console and seat suspension gives a greater sense of control, and helps to reduce fatigue.



Visibility of the job site is excellent thanks to the Aerial Angle® camera system and new LCD monitor.



The ECO gauge on the monitor indicates how to lower fuel consumption and reduce costs.



Improved access to components ensures maintenance is quick and easy.



The improved TRIAS III hydraulic system reduces fuel consumption and increases efficiency.



1

2

3

4

5

16

15

13

14

6

7

8

9

11

12

10

Control zone

Enhanced comfort and safety features are at your fingertips in the refined cab of Zaxis-7 excavators, giving you the power to perform productively, with ease and reduced fatigue.

- ① **Increased sweeping area of Parallel link wiper** enhances visibility in difficult working conditions.
- ② **Air conditioning and audio** are easily controlled via the monitor.
- ③ **Low-reflective colour 8" LCD monitor** is easy to view and navigate.
- ④ **USB power supply and smartphone holder** helps you stay connected.
- ⑤ **Drinks holder** is easy to detach for cleaning.
- ⑥ **Additional joystick controls** for effortless operation.
- ⑦ **Ergonomic design** gives you convenient access to controls.
- ⑧ **Bluetooth®** for hands-free calls and **DAB+** radio for music while you work.
- ⑨ **Multifunctional control panel** makes operation easier.
- ⑩ **Improved sound isolation** makes this one of the quietest cabs in the market.
- ⑪ **User-friendly storage space** keeps your workspace tidy and clutter-free.
- ⑫ **Coat hooks** take care of your personal belongings.
- ⑬ **One-touch adjustment lever for console** so you can work comfortably in the optimum position.
- ⑭ **Integrated console and seat suspension** gives a greater sense of control and helps to reduce fatigue.
- ⑮ **Increased legroom** creates a more spacious cab.
- ⑯ **Optimal pedal layout** helps to reduce fatigue.



Operation is easy with ergonomically designed controls and switches.



Bluetooth® connection for hands-free calls while you work.

In control of your business



Improve your profit

The success of your business depends on the reliability and efficiency of your construction machinery. With Hitachi's latest Zaxis-7 medium excavators, you can count on the highest quality, the ultimate in operating comfort and reduced running costs – all of which will have a positive impact on your bottom line.

You can look forward to increasing your profits thanks to the impressive fuel economy of these Stage-V compliant machines. The stunning new-look ZX250LC-7, ZX300LC-7 and ZX350LC-7 deliver up to 10% less fuel consumption than the previous models.

Hitachi's industry-leading hydraulic system, the new TRIAS III, ensures that this incredible level of performance is achieved in every application. Its superior efficiency excels while loading or during heavy digging operations.

Your operators can also control fuel efficiency – and reduce costs – by using the all-new ECO gauge. This is clearly visible on the multifunctional colour LCD eight-inch monitor.

In addition, you can boost your profits by working on a wider range of projects thanks to the excellent versatility of Zaxis-7 excavators. Different attachments are quickly changed using the enhanced attachment support system on the monitor.


With a simple adjustment to suit your operator's preference and job site requirements, you can fine-tune your machine for optimum productivity – while still reducing fuel consumption. Special application versions of these models can be used for specific tasks, such as slope finishing and dredging (super long front), and low-level demolition (straight boom front).



A fuel saving of up to 10% is achieved with the TRIAS III hydraulic system.



TRIAS III provides optimum operating efficiency on every job site.



The ECO gauge helps to deliver better fuel consumption.



The attachment support system enables increased versatility.



You're in control with a spacious, tidy and enjoyable working environment.



The cab has ample space for your belongings.



The LCD monitor is easy to view with hi-res anti-glare screen.



In control of your comfort



Feel the difference

Hitachi's redesigned, state-of-the-art Zaxis-7 excavator cab gives you the perfect working environment. The ultra-spacious ZX250LC-7, ZX300LC-7 and ZX350LC-7 offer you an industry-leading, first-class cab with the ultimate in comfort and quality, as well as some of the lowest noise levels in the market and 20% less vibration than the previous generation.

Feel the difference with the synchronised motion of the seat and console, designed to ensure you feel less tired at the end of the working day. Stretch out in the most spacious Hitachi cab yet, with improved pedal layout, ample head clearance and legroom. And sit comfortably thanks to the easily adjustable console height with three positions to choose from.

Easy operation comes from the new ergonomic design of the console and switches, and convenient access to controls. You can navigate quickly through the menu on the 8" LCD monitor with the multifunctional controller. The hi-res anti-glare screen is also easier to view, and the refreshed layout offers a clear display and desirable functionality – such as air conditioning, DAB+ radio and Bluetooth®.

With more storage for your personal belongings, such as your coat, smartphone and drink, you'll feel instantly relaxed and ready for your shift. Added practical functions to the joysticks, such as wiper, engine idle and audio mute controls, will make your working day effortless and enjoyable.



Ergonomic multifunctional control panel provides easy access.

In control of your environment



Increase your safety

Your ability to work safely is vital, not only for your own wellbeing, but also for the successful completion of any project. To protect yourself and your machine from potential hazards, the new Hitachi Zaxis-7 excavators give you a superior view of your surroundings, so you can see the job site from all angles.

The visibility you enjoy from the cab includes an exceptional 270-degree bird's-eye view with the Aerial Angle® camera system. You can choose from six image options to view the machine's immediate environment, which enables you to control your own safety – as well as that of those around you.

To help you to work more confidently and efficiently, even in the most challenging of conditions, Zaxis-7 excavators are fitted with some impressive new features. From the LED work lights and the windscreen wiper with an increased sweeping area, to the large reflective strips on the counterweight and optional roller sunshades, you'll have the visibility you need when it matters most.

Attention to detail is also fundamental to a safe working environment – and the repositioning of the pilot shutoff lever is a perfect example. It is now within easy reach to prevent any unintentional actions.



The pilot shutoff lever offers enhanced safety in the cab.



Wider wiper design provides greater visibility.




Control your safety with the 270-degree view Aerial Angle® camera system.




Choose between different image layouts to suit your working environment.



LED work lights improve visibility in challenging conditions.



Durable after-treatment system prevents downtime.



Strong X-beam, undercarriage and under covers enhance durability.



Maintenance is easy at ground level.



Engine cover with dampers (ZX300/ZX350) enables convenient access for daily inspections.



Designed for durability and easy maintenance, Zaxis-7 excavators increase uptime and reduce the total cost of ownership.



In control of your assets



Boost your uptime

Completing a project on time and on budget depends on the ability of your construction equipment to perform all day, every day. That's why Hitachi owners have profited from generations of ultra-reliable and durable machinery – and the Zaxis-7 range is no exception.

The latest Hitachi medium excavators have been built to last, so that you can remain in complete control of your assets. They have been tested rigorously and continuously at dedicated facilities in Japan with the goal of significantly boosting your uptime.

As a result, a wide range of durable new components have been fitted to the latest Stage-V compliant machines – even down to the detail of the rigidity of the door hinges. Now standard on our Zaxis-7 range is a high-performance hydraulic filter to capture any dust in the hydraulic oil and help to reduce running costs.

Downtime is prevented by the durable after-treatment system, and also minimised by the priority given to easy maintenance and cleaning – saving you time and money. Peace of mind comes from such features as the two-way disconnect switch. This makes it possible to shut down power without resetting data on the monitor and prevents the battery from discharging during welding.



Manage your machine

Hitachi offers a wide range of after-sales services to help you feel in total control of your fleet and workload. These initiatives give you access to vital data and tools to manage your machine.

Remote monitoring systems Owner's Site and ConSite send operational data daily via GPRS or satellite from your excavator to www.globaleservice.com. This includes: ratios of operating hours to enhance efficiency; fuel consumption to manage running costs; and machine location for planning purposes. ConSite summarises the information in a monthly email.

The ConSite Pocket App sends you real-time alerts for issues arising with your machine. You'll receive recommendations on what to do and step-by-step help guides. The app also enables you to see the location of your fleet.

A unique innovation continuously monitors the quality of engine and hydraulic oil, 24/7. Data is transmitted daily via two oil sensors to Global e-Service. These detect if the oil quality has deteriorated, due to contamination or low viscosity. If this happens, you and your authorised Hitachi dealer will receive an alert.

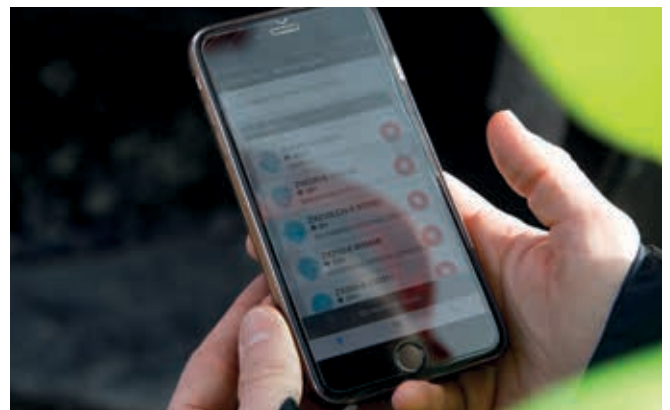
This innovative feature provides accurate estimations of when oil changes are required. It reduces maintenance and unscheduled downtime, and gives you peace of mind thanks to scheduled servicing and ultimately a higher resale value.



The unique oil sensor reduces maintenance and downtime.



A wide range of data on Global e-Service enhances efficiency.



The alerts on the ConSite Pocket App provide real-time information.



Hitachi offers a wide range of after-sales services for planning maintenance and managing running costs.



Hitachi provides the highest level of technical support.



Minimise downtime with Hitachi Genuine Parts.



HELP extended warranties and service contracts provide optimal performance.



Hitachi Premium Rental enables you to pay as you earn.



In control of your uptime



Protect your investment

If your machine will be working in severe conditions, or you want to minimise repair costs, you can take advantage of a unique extended warranty programme called HELP (Hitachi Extended Life Program) and comprehensive service contracts. These can help to optimise performance, reduce downtime and ensure a higher resale value.

We apply the same technological expertise to our wide range of high-quality parts as we do our machines. As a result, you can minimise unscheduled downtime and ensure maximum availability.

The parts range includes Hitachi Genuine Parts, Performance Parts, filters, undercarriages, and remanufactured components. We also offer ground engaging tools and buckets, which have been manufactured to the same exacting standards.

As your business grows, you may need to extend your fleet to meet the demands of new contracts. Why not try before you buy with the Hitachi Premium Rental programme? This gives you immediate access to Zaxis-7 medium excavators for a period of one month to a year.

Along with the reliability, quality and service you would expect from the Hitachi brand, Hitachi Premium Rental offers flexible contracts and fixed costs that make it easier for you to budget.

In control of your performance



GET more from your machine

Designed to work in perfect harmony with your machine, Hitachi's durable hydraulic breakers, buckets and Ground Engaging Tools (GET) will increase your profit by maximising productivity and uptime. Manufactured to the same high standards as all Hitachi construction equipment, they offer unrivalled reliability and exceptional performance.

Buckets

You can increase the versatility of your excavator by choosing the right bucket for the job. For loading light materials or heavy-duty work, Hitachi buckets can be customised to meet your needs. You have a wide range of options to choose from – including GD, HD and XHD buckets with different capacities and widths – and quick coupler connections such as CW, pin grabber and S-coupling are also available.

Ground engaging tools

You can enhance the digging power and productivity of your excavator or wheel loader with Hitachi GET. Quick and safe to install and replace, they fit precisely to your attachments and can be tailored to suit the task. Using Hitachi GET can reduce your maintenance costs and downtime, lower fuel consumption and enhance the overall performance of your machine.

Breakers

High-performance hydraulic breakers – approved by Hitachi – are perfectly suited to medium excavators. They are easy to maintain and user-friendly, and their high-quality materials ensure a long lifetime. This means reduced maintenance costs, fewer replacement parts and minimal downtime.



Hitachi buckets, GET and breakers are manufactured to the same high standards as all Hitachi construction equipment.



Hitachi buckets can be customised to suit the application.



Hitachi breakers are lightweight with high impact energy.



Hitachi GET include self-sharpening teeth and reliable adapters to ensure a precise fit.



EH dump trucks and EX ultra-large excavators



Special application excavators



Create your vision

In control of your world

When you take delivery of a Hitachi machine, you become part of the latest generation of a global family. With a 50-year heritage in designing hydraulic excavators, and a reputation as the industry's leading mining machine manufacturer, the Hitachi network will give you access to a range of exceptional construction equipment.

Like the new Zaxis-7 excavators, Hitachi wheel loaders, rigid dump trucks, and special application machines incorporate advanced technology and pioneering expertise. This is inspired by parent company Hitachi Ltd, which was founded on the philosophy to make a positive contribution to society through technology.

In addition to the latest products made at state-of-the-art facilities and built to the highest quality standards, you'll have the support of our experienced engineers and dedicated dealer personnel. You'll also benefit from market-leading services and initiatives, such as Premium Rental and Premium Used, which have been created to enhance your experience as a Hitachi customer.

Whatever vision you wish to create, Hitachi has the product, people, solutions and services you need to make it become a reality – and empower you to take control of your world.



ZW wheel loaders



Mini excavators

SPECIFICATIONS

ENGINE

ZX250LC / ZX250LCN

Model	Isuzu 4HK1X
Type	4-cycle water-cooled, common rail direct injection
Aspiration	Variable geometry turbocharged, intercooled, cooled EGR
Aftertreatment	DOC+CSF+SCR system
No. of cylinders	4
Rated power	
ISO 14396	140 kW at 2 000 min ⁻¹
ISO 9249, net	132 kW at 2 000 min ⁻¹
SAE J1349, net	132 kW at 2 000 min ⁻¹
Maximum torque	676 Nm at 1 800 min ⁻¹
Piston displacement	5.193 L
Bore and stroke	115 mm x 125 mm
Batteries	2 x 12 V / 120 Ah

ZX300LC / ZX300LCN

Model	Isuzu 6HK1X
Type	4-cycle water-cooled, common rail direct injection
Aspiration	Variable geometry turbocharged, intercooled, cooled EGR
Aftertreatment	DOC+CSF+SCR system
No. of cylinders	6
Rated power	
ISO 14396	197 kW at 1 900 min ⁻¹
ISO 9249, net	186 kW at 1 900 min ⁻¹
SAE J1349, net	186 kW at 1 900 min ⁻¹
Maximum torque	1 050 Nm at 1 500 min ⁻¹
Piston displacement	7.790 L
Bore and stroke	115 mm x 125 mm
Batteries	2 x 12 V / 128 Ah

ZX350LC / ZX350LCN

Model	Isuzu 6HK1X
Type	4-cycle water-cooled, common rail direct injection
Aspiration	Variable geometry turbocharged, intercooled, cooled EGR
Aftertreatment	DOC+CSF+SCR system
No. of cylinders	6
Rated power	
ISO 14396	210 kW at 1 900 min ⁻¹
ISO 9249, net	202 kW at 1 900 min ⁻¹
SAE J1349, net	202 kW at 1 900 min ⁻¹
Maximum torque	1 080 Nm at 1 500 min ⁻¹
Piston displacement	7.790 L
Bore and stroke	115 mm x 125 mm
Batteries	2 x 12 V / 128 Ah

HYDRAULIC SYSTEM

Hydraulic Pumps

Main pumps	3 variable displacement axial piston pumps	
Maximum oil flow	ZX250LC / ZX250LCN	2 x 224 L/min 1 x 194 L/min
	ZX300LC / ZX300LCN	2 x 236 L/min 1 x 210 L/min
	ZX350LC / ZX350LCN	2 x 288 L/min 1 x 260 L/min
Pilot pump	1 gear pump	
Maximum oil flow	ZX250LC / ZX250LCN	35.5 L/min
	ZX300LC / ZX300LCN	34.7 L/min
	ZX350LC / ZX350LCN	36.8 L/min

Hydraulic Motors

Travel	2 variable displacement axial piston motors
Swing	1 axial piston motor

Relief Valve Settings

Implement circuit	34.3 MPa
Swing circuit	32.4 MPa
Travel circuit	34.3 MPa
Pilot circuit	3.9 MPa
Power boost	38.0 MPa

Hydraulic Cylinders

ZX250LC / ZX250LCN

	Quantity	Bore	Rod diameter
Boom	2	125 mm	90 mm
Arm	1	140 mm	100 mm
Bucket	1	130 mm	90 mm
Positioning ^{*1}	1	150 mm	100 mm

^{*1} : For 2-piece boom

ZX300LC / ZX300LCN

	Quantity	Bore	Rod diameter
Boom	2	135 mm	95 mm
Arm	1	150 mm	105 mm
Bucket	1	135 mm	90 mm
Positioning ^{*1}	1	150 mm	100 mm

^{*1} : For 2-piece boom

ZX350LC / ZX350LCN

	Quantity	Bore	Rod diameter
Boom	2	145 mm	100 mm
Arm	1	170 mm	115 mm
Bucket	1	140 mm	95 mm
Positioning ^{*1}	1	170 mm	110 mm

^{*1} : For 2-piece boom

UPPERSTRUCTURE

Revolving Frame

D-section frame for resistance to deformation.

Swing Device

Axial piston motor with planetary reduction gear is bathed in oil. Swing circle is single-row. Swing parking brake is spring-set/hydraulic-released disc type.

ZX250LC/ZX250LCN

Swing speed	10.7 min ⁻¹
Swing torque	77.5 kNm

ZX300LC/ZX300LCN

Swing speed	10.3 min ⁻¹
Swing torque	90.5 kNm

ZX350LC/ZX350LCN

Swing speed	9.7 min ⁻¹
Swing torque	120 kNm

UNDERCARRIAGE

Tracks

Heat-treated connecting pins with dirt seals. Hydraulic (grease) track adjusters with shock-absorbing recoil springs.

Numbers of Rollers and Shoes on Each Side

	ZX250LC / ZX250LCN	ZX300LC / ZX300LCN	ZX350LC / ZX350LCN
Upper rollers	2	2	2
Lower rollers	9	8	8
Track shoes	51	48	48
Track guards	3	3	3

Travel Device

Each track driven by 2-speed axial piston motor.

Parking brake is spring-set/hydraulic-released disc type.

Automatic transmission system: High-Low.

Travel speeds	ZX250LC / ZX250LCN	High : 0 to 5.5 km/h Low : 0 to 3.4 km/h
	ZX300LC / ZX300LCN	High : 0 to 5.2 km/h Low : 0 to 3.1 km/h
	ZX350LC / ZX350LCN	High : 0 to 5.0 km/h Low : 0 to 3.2 km/h
Maximum traction force ...	ZX250LC / ZX250LCN	215 kN
	ZX300LC / ZX300LCN	246 kN
	ZX350LC / ZX350LCN	298 kN

Gradeability 70% (35 degree) continuous

ENVIRONMENT

Engine Emissions

EU Stage V

Sounds Level

ZX250LC / ZX250LCN

Sound level in cab according to ISO 6396 LpA 67 dB(A)

External sound level according to ISO 6395 and

EU Directive 2000/14/EC LwA 101 dB(A)

ZX300LC / ZX300LCN

Sound level in cab according to ISO 6396 LpA 69 dB(A)

External sound level according to ISO 6395 and

EU Directive 2000/14/EC LwA 103 dB(A)

ZX350LC / ZX350LCN

Sound level in cab according to ISO 6396 LpA 71 dB(A)

External sound level according to ISO 6395 and

EU Directive 2000/14/EC LwA 104 dB(A)

Air Conditioning System

The air conditioning system contains fluorinated greenhouse gases.

Refrigerant type: HFC-134a, GWP: 1430, Amount: 0.85kg, CO₂e: 1.22ton.

SERVICE REFILL CAPACITIES

	ZX250LC / ZX250LCN	ZX300LC / ZX300LCN	ZX350LC / ZX350LCN
Fuel tank	510.0 L	510.0 L	630.0 L
Engine coolant	31.0 L	48.0 L	48.0 L
Engine oil	29.0 L	48.0 L	48.0 L
Swing device	9.3 L	12.0 L	15.7 L
Travel device (each side)	7.8 L	9.4 L	11.0 L
Hydraulic system	294.0 L	294.0 L	340.0 L
Hydraulic oil tank	156.0 L	163.0 L	198.0 L
DEF/AdBlue® tank	70.0 L	70.0 L	70.0 L

SPECIFICATIONS

WEIGHTS AND GROUND PRESSURE

Operating Weight and Ground Pressure

			ZAXIS 250LC				ZAXIS 250LCN			
Boom type			Monoblock		2-Piece		Monoblock		2-Piece	
Shoe type	Shoe width	Arm length	kg	kPa	kg	kPa	kg	kPa	kg	kPa
Triple grouser	600 mm	2.96 m	26 500	52.5	27 100	53.7	26 400	52.3	27 000	53.6
	700 mm	2.96 m	26 900	45.7	27 500	46.8	26 800	45.6	27 500	46.6
	800 mm	2.96 m	27 200	40.4	27 800	41.3	27 100	40.3	27 700	41.2
	900 mm	2.96 m	27 700	36.6	28 300	37.4	27 600	36.5	28 300	37.3

Including 1.00 m³ (ISO heaped) bucket weight (850 kg) and counterweight (6 200 kg).

			ZAXIS 300LC				ZAXIS 300LCN			
Boom type			Monoblock		2-Piece		Monoblock		2-Piece	
Shoe type	Shoe width	Arm length	kg	kPa	kg	kPa	kg	kPa	kg	kPa
Triple grouser	600 mm	2.42 m	30 400	56.7	30 900	57.8	30 200	56.5	30 800	57.5
		3.11 m	30 400	56.9	31 000	57.9	30 300	56.6	30 800	57.7
	700 mm	2.42 m	30 700	49.2	31 300	50.2	30 600	49.0	31 200	49.9
		3.11 m	30 800	49.4	31 400	50.3	30 700	49.1	31 200	50.0
	800 mm	2.42 m	31 100	43.6	31 700	44.5	–	–	–	–
		3.11 m	31 200	43.7	31 800	44.6	–	–	–	–
	900 mm	2.42 m	31 500	39.3	32 100	40.0	–	–	–	–
		3.11 m	31 600	39.4	32 200	40.1	–	–	–	–

Including 1.25 m³ (ISO heaped) bucket weight (960 kg) and counterweight (5 600 kg)

			ZAXIS 350LC				ZAXIS 350LCN			
Boom type			Monoblock		2-Piece		Monoblock		2-Piece	
Shoe type	Shoe width	Arm length	kg	kPa	kg	kPa	kg	kPa	kg	kPa
Triple grouser	600 mm	2.67 m	35 300	66.0	36 200	67.7	35 200	65.8	36 200	67.6
		3.20 m	35 400	66.2	36 300	67.9	35 300	66.0	36 200	67.7
	700 mm	2.67 m	35 700	57.2	36 600	58.7	35 600	57.1	36 500	58.5
		3.20 m	35 800	57.3	36 700	58.8	35 700	57.2	36 600	58.7
	800 mm	2.67 m	36 100	50.6	37 000	51.9	–	–	–	–
		3.20 m	36 200	50.7	37 100	52.0	–	–	–	–
	900 mm	2.67 m	36 500	45.4	37 400	46.6	–	–	–	–
		3.20 m	36 500	45.5	37 500	46.7	–	–	–	–

Including 1.40 m³ (ISO heaped) bucket weight (1 170 kg) and counterweight (7 600 kg).

BASIC MACHINE WEIGHT AND COMPONENTS WEIGHT

Basic Machine Weight and Overall Width

Excluding front end attachment, fuel, hydraulic oil and coolant etc. Including counterweight.

Shoe width	ZAXIS 250LC		ZAXIS 250LCN	
	Weight (kg)	Overall width (mm)	Weight (kg)	Overall width (mm)
600 mm	20 600	3 190	20 500	2 990
700 mm	21 000	3 290	20 900	3 090
800 mm	21 300	3 390	21 200	3 190
900 mm	21 800	3 490	21 700	3 290

Shoe width	ZAXIS 300LC		ZAXIS 300LCN	
	Weight (kg)	Overall width (mm)	Weight (kg)	Overall width (mm)
600 mm	23 900	3 190	23 700	2 990
700 mm	24 200	3 290	24 100	3 090
800 mm	24 600	3 390	–	–
900 mm	25 000	3 490	–	–

Shoe width	ZAXIS 350LC		ZAXIS 350LCN	
	Weight (kg)	Overall width (mm)	Weight (kg)	Overall width (mm)
600 mm	27 300	3 190	27 200	2 990
700 mm	27 700	3 290	27 600	3 090
800 mm	28 100	3 390	–	–
900 mm	28 400	3 490	–	–

Components Weight

Unit: kg

	ZX250LC / ZX250LCN	ZX300LC / ZX300LCN	ZX350LC / ZX350LCN
	Weight		
Counterweight	6 200	5 600	7 600
Monoblock boom (with arm cylinder and boom cylinder)	2 840	3 290	4 070
2-Piece boom (with arm cylinder and boom cylinder)	3 480	3 940	5 030
Arm 2.96 m (with bucket cylinder)	1 370	–	–
Arm 2.42 m (with bucket cylinder)	–	1 410	–
Arm 3.11 m (with bucket cylinder)	–	1 480	–
Arm 2.67 m (with bucket cylinder)	–	–	1 780
Arm 3.20 m (with bucket cylinder)	–	–	1 850

BUCKET AND ARM DIGGING FORCE

Unit: kN

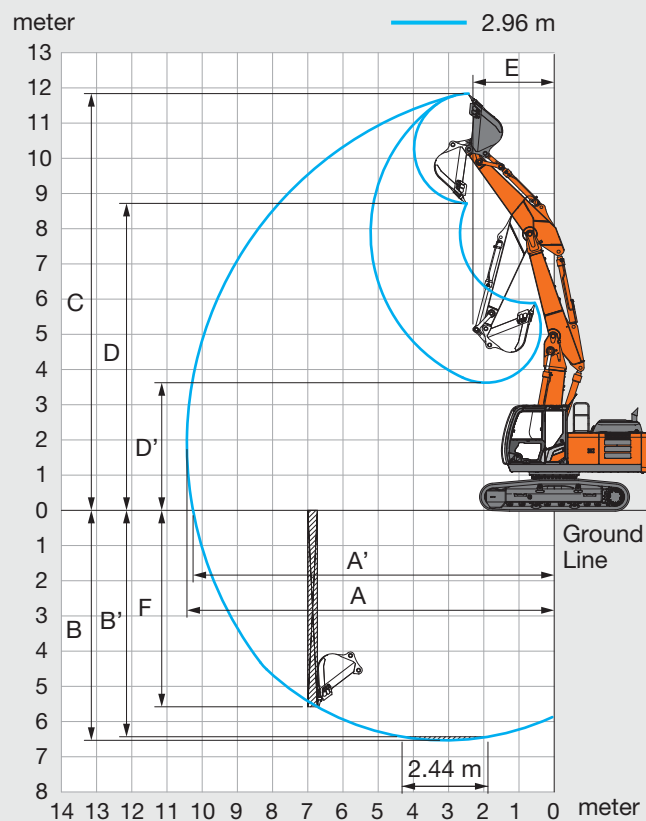
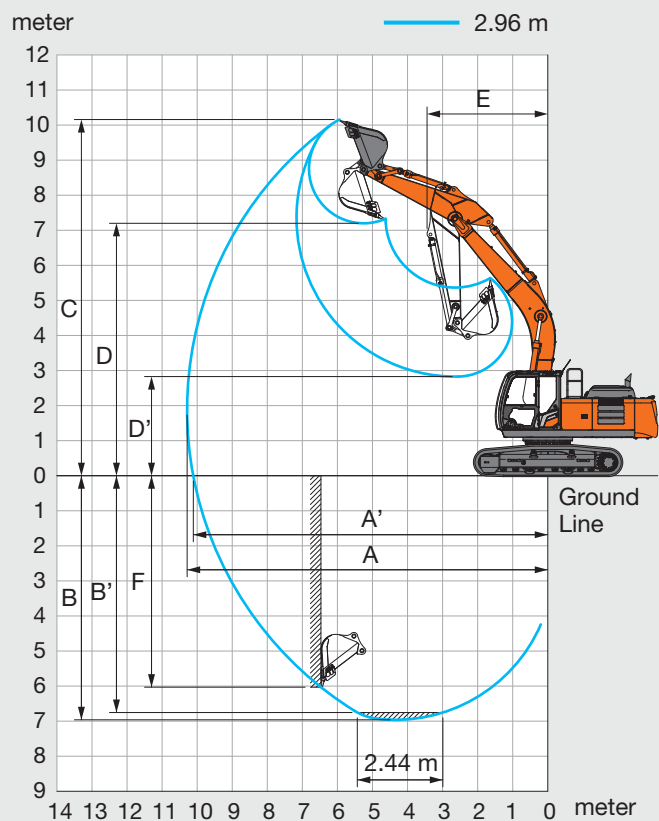
Arm length	ZAXIS 250LC / ZAXIS 250LCN	ZAXIS 300LC / ZAXIS 300LCN		ZAXIS 350LC / ZAXIS 350LCN	
	2.96 m	2.42 m	3.11 m	2.67 m	3.20 m
Bucket digging force* ISO	188	202		246	
Bucket digging force* SAE : PCSA	163	175		214	
Arm crowd force* ISO	131	182	144	222	185
Arm crowd force* SAE : PCSA	126	174	138	213	177

* At power boost

SPECIFICATIONS

ZX250LC / ZX250LCN

WORKING RANGES



Unit: mm

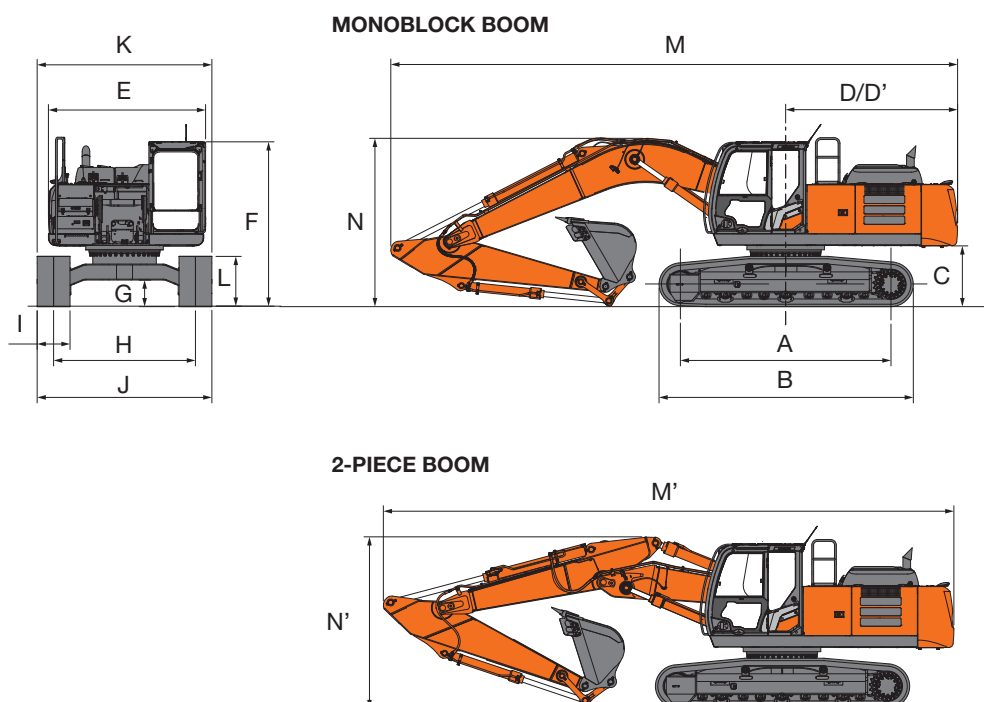
	ZAXIS 250LC / ZAXIS 250LCN	
	Monoblock boom	2-Piece boom
Arm length	2.96 m	2.96 m
A Max. digging reach	10 290	10 430
A' Max. digging reach (on ground)	10 110	10 260
B Max. digging depth	6 960	6 530
B' Max. digging depth for 2.44 m level	6 750	6 430
C Max. cutting height	10 160	11 840
D Max. dumping height	7 200	8 720
D' Min. dumping height	2 830	3 630
E Min. swing radius	3 440	2 310
F Max. vertical wall digging depth	6 030	5 580

Excluding track shoe lug

SPECIFICATIONS

ZX250LC / ZX250LCN

DIMENSIONS



Unit: mm

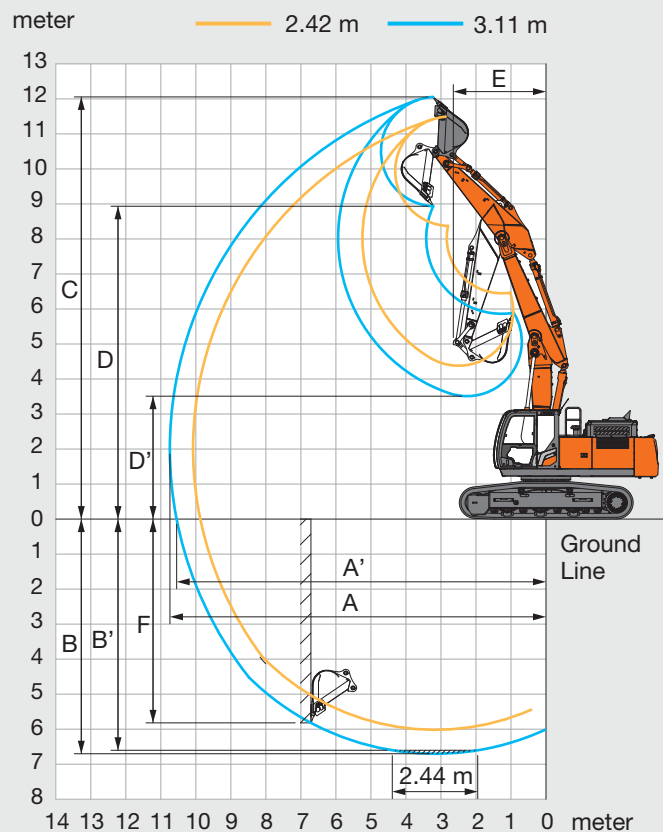
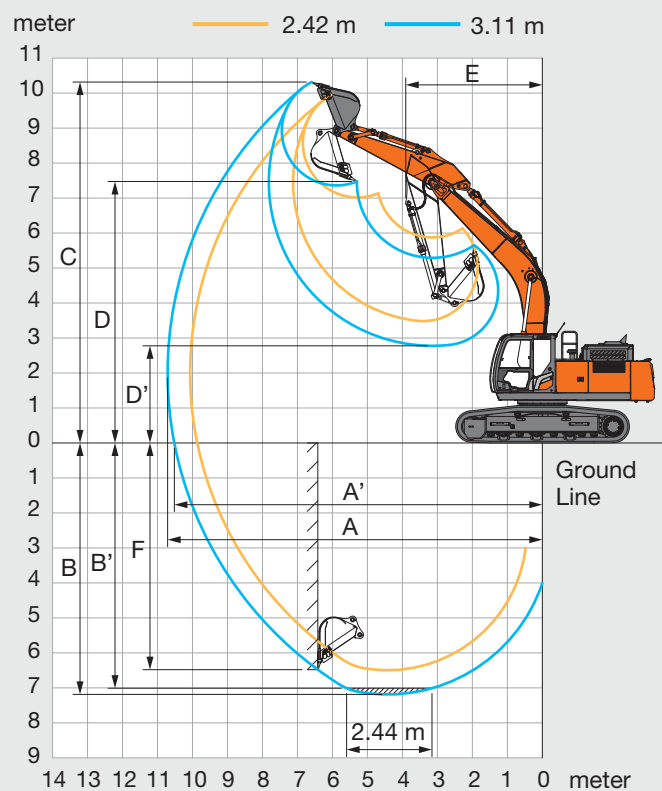
	ZAXIS 250LC	ZAXIS 250LCN
A Distance between tumbler	3 850	3 850
B Undercarriage length	4 640	4 640
* C Counterweight clearance	1 050	1 050
D Rear-end swing radius	3 140	3 140
D' Rear-end length	3 140	3 140
E Overall width of upperstructure	2 870	2 870
F Overall height of cab	3 010	3 010
* G Min. ground clearance	460	460
H Track gauge	2 590	2 390
I Track shoe width	G 600	G 600
J Undercarriage width	3 190	2 990
K Overall width	3 190	2 990
* L Track height with triple grouser shoes	920	920
MONOBLOCK BOOM		
M Overall length		
With arm 2.96 m	10 350	10 350
N Overall height of boom		
With arm 2.96 m	3 110	3 110
2-PIECE BOOM		
M' Overall length		
With arm 2.96 m	10 420	10 420
N' Overall height of boom		
With arm 2.96 m	3 090	3 090

* Excluding track shoe lug G: Triple grouser shoe

SPECIFICATIONS

ZX300LC / ZX300LCN

WORKING RANGES



Unit: mm

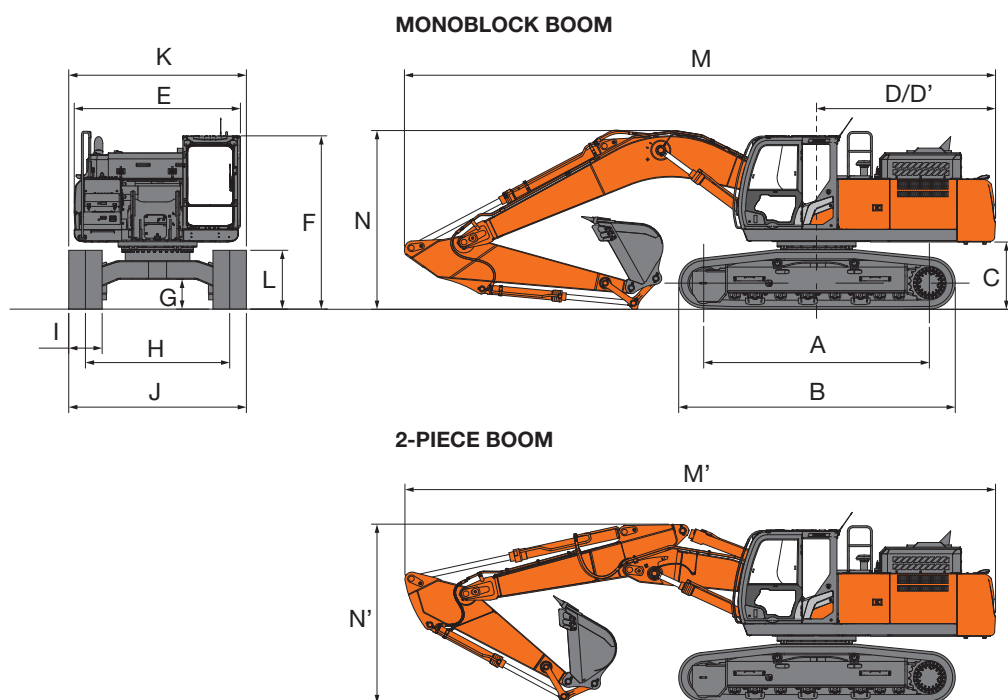
	ZAXIS 300LC / ZAXIS 300LCN		ZAXIS 300LC / ZAXIS 300LCN	
	Monoblock boom		2-Piece boom	
Arm length	2.42 m	3.11 m	2.42 m	3.11 m
A Max. digging reach	10 060	10 710	10 070	10 740
A' Max. digging reach (on ground)	9 870	10 520	9 880	10 550
B Max. digging depth	6 530	7 220	6 050	6 740
B' Max. digging depth for 2.44 m level	6 310	7 040	5 940	6 640
C Max. cutting height	9 910	10 280	11 450	12 020
D Max. dumping height	6 980	7 330	8 340	8 900
D' Min. dumping height	3 450	2 740	4 340	3 470
E Min. swing radius	4 060	3 900	2 870	2 630
F Max. vertical wall digging depth	5 650	6 480	5 080	5 820

Excluding track shoe lug

SPECIFICATIONS

ZX300LC / ZX300LCN

DIMENSIONS



Unit: mm

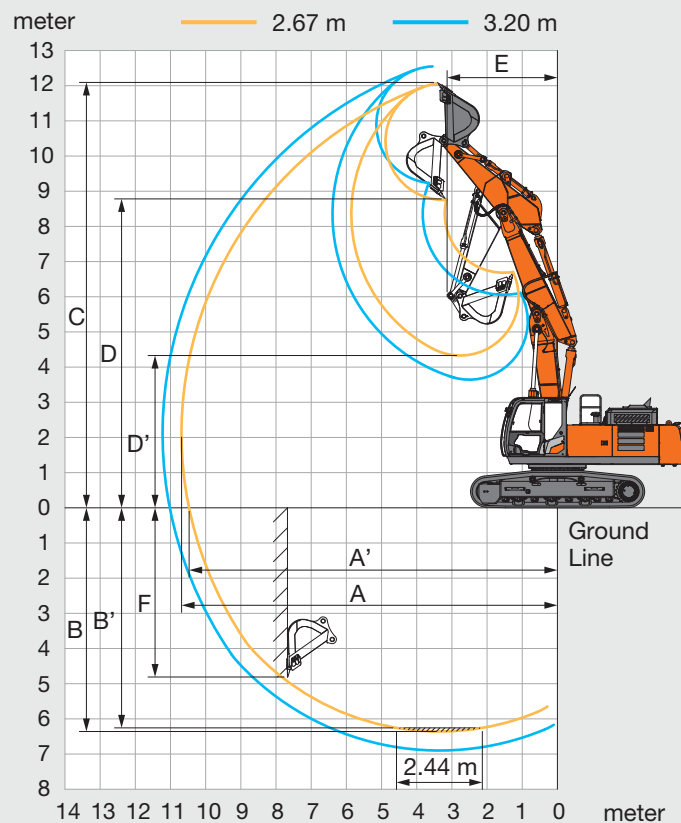
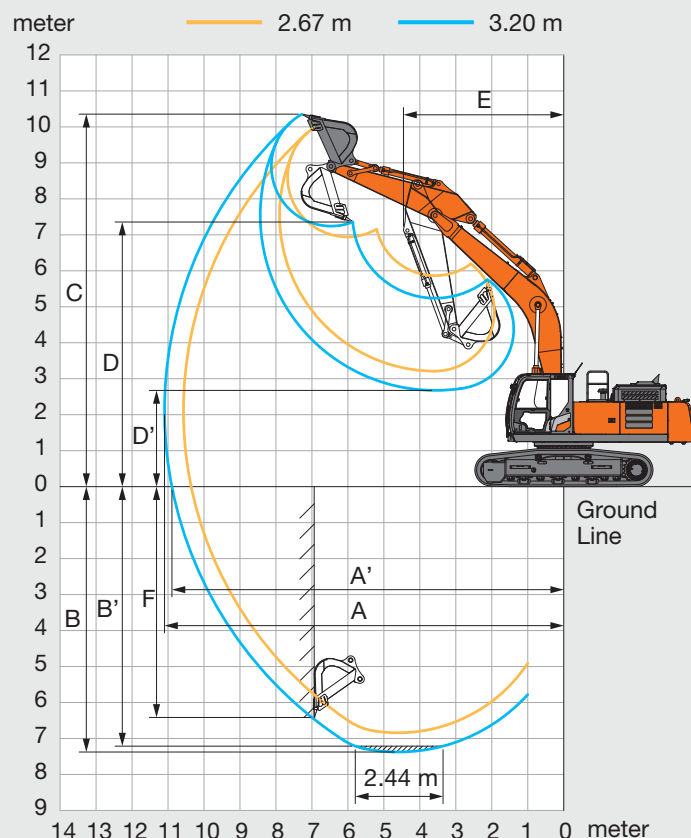
	ZAXIS 300LC	ZAXIS 300LCN
A Distance between tumblers	4 050	4 050
B Undercarriage length	4 970	4 970
* C Counterweight clearance	1 130	1 130
D Rear-end swing radius	3 250	3 250
D' Rear-end length	3 210	3 210
E Overall width of upperstructure	2 990	2 990
F Overall height of cab	3 120	3 120
* G Min. ground clearance	510	510
H Track gauge	2 590	2 390
I Track shoe width	G 600	G 600
J Undercarriage width	3 190	2 990
K Overall width	3 190	2 990
* L Track height with triple grouser shoes	1 070	1 070
MONOBLOCK BOOM		
M Overall length		
With arm 2.42 m	10 710	10 710
With arm 3.11 m	10 610	10 610
N Overall height of boom		
With arm 2.42 m	3 470	3 470
With arm 3.11 m	3 240	3 240
2-PIECE BOOM		
M' Overall length		
With arm 2.42 m	10 420	10 420
With arm 3.11 m	10 610	10 610
N' Overall height of boom		
With arm 2.42 m	3 220	3 220
With arm 3.11 m	3 240	3 240

* Excluding track shoe lug G: Triple grouser shoe

SPECIFICATIONS

ZX350LC / ZX350LCN

WORKING RANGES



Unit: mm

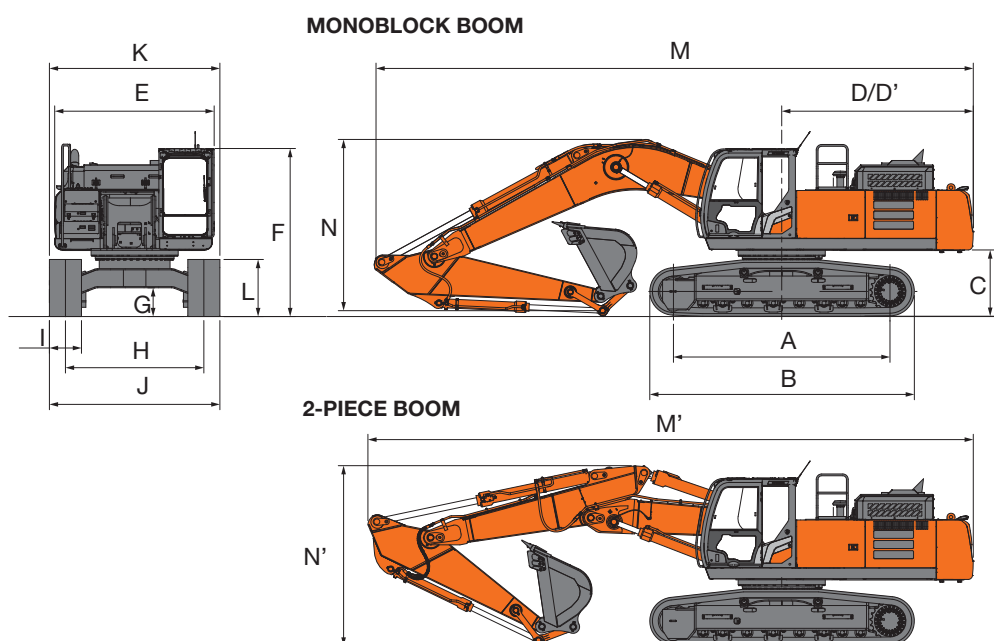
	ZAXIS 350LC / ZAXIS 350LCN		ZAXIS 350LC / ZAXIS 350LCN	
	Monoblock boom		2-Piece boom	
Arm length	2.67 m	3.20 m	2.67 m	3.20 m
A Max. digging reach	10 570	11 100	10 680	11 220
A' Max. digging reach (on ground)	10 360	10 890	10 470	11 020
B Max. digging depth	6 840	7 380	6 360	6 900
B' Max. digging depth for 2.44 m level	6 640	7 210	6 250	6 800
C Max. cutting height	9 990	10 350	12 060	12 550
D Max. dumping height	6 940	7 240	8 750	9 230
D' Min. dumping height	3 210	2 680	4 330	3 650
E Min. swing radius	4 610	4 460	3 130	2 910
F Max. vertical wall digging depth	5 510	6 420	5 100	5 790

Excluding track shoe lug

SPECIFICATIONS

ZX350LC / ZX350LCN

DIMENSIONS



Unit: mm

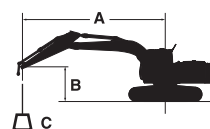
	ZAXIS 350LC	ZAXIS 350LCN
A Distance between tumblers	4 050	4 050
B Undercarriage length	4 970	4 970
* C Counterweight clearance	1 160	1 160
D Rear-end swing radius	3 600	3 600
D' Rear-end length	3 590	3 590
E Overall width of upperstructure	2 990	2 990
F Overall height of cab	3 150	3 150
* G Min. ground clearance	500	500
H Track gauge	2 590	2 390
I Track shoe width	G 600	G 600
J Undercarriage width	3 190	2 990
K Overall width	3 190	2 990
* L Track height with triple grouser shoes	1 070	1 070
MONOBLOCK BOOM		
M Overall length		
With Arm 2.67 m	11 350	11 350
With Arm 3.20 m	11 210	11 210
N Overall height of boom		
With Arm 2.67 m	3 520	3 520
With Arm 3.20 m	3 320	3 320
2-PIECE BOOM		
M' Overall length		
With Arm 2.67 m	11 330	11 330
With Arm 3.20 m	11 210	11 210
N' Overall height of boom		
With Arm 2.67 m	3 370	3 370
With Arm 3.20 m	3 320	3 320

* Excluding track shoe lug G: Triple grouser shoe

MACHINE CAPACITIES

ZX250LC / ZX250LCN

- Notes: 1. Ratings are based on ISO 10567.
2. Machine capacity does not exceed 75% of tipping load with the machine on firm, level ground or 87% full hydraulic capacity.
3. The load point is the center-line of the bucket pivot mounting pin on the arm.
4. *Indicates load limited by hydraulic capacity.
5. 0 m = Ground.















A: Load radius
B: Load point height
C: Machine capacity

For machine capacities, subtract installed attachment and quick hitch weight from machine capacities.

To determine lifting capacities, apply "Rating over-side or 360 degrees" machine capacities from the table and deduct weight of installed attachment and quick hitch.













ZAXIS 250LC MONOBLOCK BOOM

Rating over-front Rating over-side or 360 degrees Unit : kg

Conditions		Load point height m	Load radius										At max. reach		
			1.5 m		3.0 m		4.5 m		6.0 m		7.5 m				
															meter
Boom 6.00 m	6.0														
Arm 2.96 m	4.5					*7 680	*7 680	*5 740	*5 740	*4 910	*4 910	*4 370	*4 370	7.67	
Counterweight	3.0					*10 030	*10 030	*7 610	*7 610	*5 970	5 410	*4 380	*4 380	8.32	
6 200 kg	1.5					*12 050	10 380	*8 670	6 920	*7 040	5 060	*4 940	4 070	8.72	
	0 (Ground)					*13 000	10 040	*9 390	6 690	7 370	4 930	*5 590	4 150	8.52	
	-1.5			*9 360	*9 360	*13 000	9 960	*9 590	6 590	7 320	4 880	6 660	4 470	8.03	
	-3.0	*10 870	*10 870	*15 550	*15 550	*12 180	10 050	*9 110	6 630			*7 250	5 210	7.20	
	-4.5			*14 090	*14 090	*10 220	*10 220					*7 540	7 060	5.87	











ZAXIS 250LCN MONOBLOCK BOOM

Rating over-front Rating over-side or 360 degrees Unit : kg

Conditions	Load point height m	Load radius										At max. reach		
		1.5 m		3.0 m		4.5 m		6.0 m		7.5 m				
														meter
Boom 6.00 m	6.0							*5 740	*5 740	*4 910	*4 910	*4 370	*4 370	7.67
Arm 2.96 m	4.5					*7 680	*7 680	*6 510	*6 510	*5 970	5 000	*4 380	4 230	8.32
Counterweight	3.0					*10 030	*10 030	*7 610	6 690	*6 480	4 830	*4 570	3 880	8.65
6 200 kg	1.5					*12 050	9 440	*8 670	6 350	*7 040	4 660	*4 940	3 750	8.72
	0 (Ground)					*13 000	9 110	*9 390	6 130	7 350	4 530	*5 590	3 810	8.52
	-1.5			*9 360	*9 360	*13 000	9 030	*9 590	6 030	7 300	4 480	6 640	4 110	8.03
	-3.0	*10 870	*10 870	*15 550	*15 550	*12 180	9 120	*9 110	6 070			*7 250	4 790	7.20
	-4.5			*14 090	*14 090	*10 220	9 370					*7 540	6 480	5.87











ZAXIS 250LC 2-PIECE BOOM

Rating over-front Rating over-side or 360 degrees Unit : kg

Conditions	Load point height m	Load radius										At max. reach		
		1.5 m		3.0 m		4.5 m		6.0 m		7.5 m				
												meter		
2-Piece Boom Arm 2.96 m	9.0					*7 130	*7 130					*6 110	*6 110	5.17
	7.5					*6 870	*6 870	*5 960	*5 960			*5 150	*5 150	6.81
Counterweight 6 200 kg	6.0			*5 650	*5 650	*7 230	*7 230	*6 000	*6 000	*5 110	*5 110	*4 530	*4 530	7.84
	4.5			*13 730	*13 730	*8 590	*8 590	*6 440	*6 440	*5 250	*5 250	*4 240	*4 240	8.47
	3.0	*13 650	*13 650	*16 160	*16 160	*11 360	11 170	*7 270	*7 270	*5 570	5 350	*4 150	4 040	8.80
	1.5			*17 400	*17 400	*13 030	*11 000	*8 450	*7 500	*6 030	5 240	*4 220	3 920	8.87
	0 (Ground)	*10 360	*10 360	*19 550	*19 550	*13 030	10 960	*9 550	7 200	*6 560	5 040	*4 470	4 000	8.67
	-1.5	*15 020	*15 020	*20 600	20 550	*13 150	10 540	*9 630	6 880	*7 040	4 890	*4 970	4 320	8.19
	-3.0	*20 060	*20 060	*20 310	*20 310	*13 140	10 370	*8 970	6 700			*4 910	*4 910	7.37
	-4.5	*23 580	*23 580	*15 990	*15 990	*9 500	*9 500					*6 480	*6 480	5.39

ZAXIS 250LCN 2-PIECE BOOM

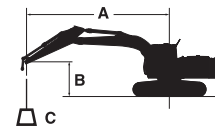
Rating over-front Rating over-side or 360 degrees Unit : kg

Conditions	Load point height m	Load radius										At max. reach		
		1.5 m		3.0 m		4.5 m		6.0 m		7.5 m				
												meter		
2-Piece Boom Arm 2.96 m Counterweight 6 200 kg	9.0					*7 130	*7 130					*6 110	*6 110	5.17
	7.5					*6 870	*6 870	*5 960	*5 960			*5 150	*5 150	6.81
	6.0			*5 650	*5 650	*7 230	*7 230	*6 000	*6 000	*5 110	5 090	*4 530	*4 530	7.84
	4.5			*13 730	*13 730	*8 590	*8 590	*6 440	*6 440	*5 250	5 090	*4 240	4 040	8.47
	3.0	*13 650	*13 650	*16 160	*16 160	*11 360	10 390	*7 270	*6 880	*5 570	*5 000	*4 150	3 720	8.80
	1.5			*17 400	*17 400	*13 030	*10 130	*8 450	6 970	*6 030	4 830	*4 220	3 600	8.87
	0 (Ground)	*10 360	*10 360	*19 550	18 740	*13 030	9 990	*9 550	6 620	*6 560	4 630	*4 470	3 670	8.67
	-1.5	*15 020	*15 020	*20 600	18 170	*13 150	9 580	*9 630	6 310	*7 040	4 490	*4 970	3 960	8.19
	-3.0	*20 060	*20 060	*20 310	18 100	*13 140	9 420	*8 970	6 130			*4 910	4 620	7.37
-4.5	*23 580	*23 580	*15 990	*15 990	*9 500	9 400					*6 480	*6 480	5.39	

MACHINE CAPACITIES

ZX300LC / ZX300LCN

- Notes: 1. Ratings are based on ISO 10567.
2. Machine capacity does not exceed 75% of tipping load with the machine on firm, level ground or 87% full hydraulic capacity.
3. The load point is the center-line of the bucket pivot mounting pin on the arm.
4. *Indicates load limited by hydraulic capacity.
5. 0 m = Ground.

















A: Load radius
B: Load point height
C: Machine capacity

For machine capacities, subtract installed attachment and quick hitch weight from machine capacities.

To determine lifting capacities, apply "Rating over-side or 360 degrees" machine capacities from the table and deduct weight of installed attachment and quick hitch.















ZAXIS 300LC MONOBLOCK BOOM

Rating over-front Rating over-side or 360 degrees Unit : kg

Conditions	Load point height m	Load radius												At max. reach		
		1.5 m		3.0 m		4.5 m		6.0 m		7.5 m		9.0 m				
																meter
Boom 6.20 m Arm 2.42 m Counterweight 5 600 kg	6.0							*7 960	*7 960					*7 730	6 070	7.46
	4.5					*11 170	*11 170	*8 940	8 300	*7 950	5 920			*7 790	5 230	8.11
	3.0					*14 050	11 810	*10 210	7 880	*8 510	5 730			7 540	4 810	8.44
	1.5							*11 300	7 530	8 840	5 550			7 370	4 670	8.49
	0 (Ground)					*16 180	11 000	*11 860	7 330	8 710	5 430			7 590	4 780	8.27
	-1.5			*10 340	*10 340	*15 590	11 020	*11 750	7 280	8 690	5 420			8 320	5 210	7.75
	-3.0			*18 600	*18 600	*14 090	11 180	*10 720	7 380					*8 980	6 210	6.86
	-4.5			*14 400	*14 400	*10 990	*10 990							*8 840	*8 840	5.42
Boom 6.20 m Arm 3.11 m Counterweight 5 600 kg	6.0							*7 080	*7 080	*6 880	6 160			*4 720	*4 720	8.19
	4.5					*9 760	*9 760	*8 120	*8 120	*7 320	6 010			*4 710	4 660	8.78
	3.0					*12 680	12 220	*9 500	8 030	*8 000	5 800	*5 550	4 390	*4 870	4 320	9.09
	1.5					*15 050	11 420	*10 790	7 630	*8 710	5 590	*6 380	4 290	*5 200	4 200	9.14
	0 (Ground)					*16 080	11 040	*11 630	7 360	8 710	5 430			*5 780	4 270	8.93
	-1.5	*6 800	*6 800	*10 230	*10 230	*16 000	10 950	*11 840	7 240	8 620	5 350			*6 780	4 580	8.45
	-3.0	*11 880	*11 880	*16 470	*16 470	*14 990	11 040	*11 290	7 260	*8 610	5 400			*8 340	5 280	7.65
	-4.5			*17 380	*17 380	*12 750	11 300	*9 410	7 470					*8 520	6 880	6.39

ZAXIS 300LCN MONOBLOCK BOOM

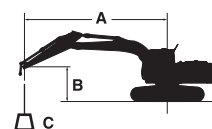
Rating over-front Rating over-side or 360 degrees Unit : kg

Conditions	Load point height m	Load radius												At max. reach		
		1.5 m		3.0 m		4.5 m		6.0 m		7.5 m		9.0 m				
																meter
Boom 6.20 m Arm 2.42 m Counterweight 5 600 kg	6.0							*7 960	7 940					*7 730	5 580	7.46
	4.5					*11 170	*11 170	*8 940	7 610	*7 950	5 440			*7 790	4 800	8.11
	3.0					*14 050	10 690	*10 210	7 200	*8 510	5 250			7 490	4 400	8.44
	1.5							*11 300	6 860	8 780	5 080			7 320	4 270	8.49
	0 (Ground)					*16 180	9 900	*11 860	6 660	8 650	4 960			7 530	4 370	8.27
	-1.5			*10 340	*10 340	*15 590	9 920	*11 750	6 610	8 630	4 940			8 260	4 750	7.75
	-3.0			*18 600	*18 600	*14 090	10 080	*10 720	6 710					*8 980	5 660	6.86
	-4.5			*14 400	*14 400	*10 990	10 450							*8 840	8 060	5.42
Boom 6.20 m Arm 3.11 m Counterweight 5 600 kg	6.0							*7 080	*7 080	*6 880	5 680			*4 720	*4 720	8.19
	4.5					*9 760	*9 760	*8 120	7 780	*7 320	5 530			*4 710	4 270	8.78
	3.0					*12 680	11 080	*9 500	7 350	*8 000	5 320	*5 550	4 020	*4 870	3 960	9.09
	1.5					*15 050	10 310	*10 790	6 950	*8 710	5 110	*6 380	3 930	*5 200	3 840	9.14
	0 (Ground)					*16 080	9 940	*11 630	6 690	8 650	4 950			*5 780	3 900	8.93
	-1.5	*6 800	*6 800	*10 230	*10 230	*16 000	9 850	*11 840	6 570	8 570	4 880			*6 780	4 180	8.45
	-3.0	*11 880	*11 880	*16 470	*16 470	*14 990	9 940	*11 290	6 600	*8 610	4 930			*8 340	4 820	7.65
	-4.5			*17 380	*17 380	*12 750	10 200	*9 410	6 800					*8 520	6 280	6.39

MACHINE CAPACITIES

ZX300LC / ZX300LCN

- Notes: 1. Ratings are based on ISO 10567.
 2. Machine capacity does not exceed 75% of tipping load with the machine on firm, level ground or 87% full hydraulic capacity.
 3. The load point is the center-line of the bucket pivot mounting pin on the arm.
 4. *Indicates load limited by hydraulic capacity.
 5. 0 m = Ground.

















A: Load radius
 B: Load point height
 C: Machine capacity

For machine capacities, subtract installed attachment and quick hitch weight from machine capacities.

To determine lifting capacities, apply "Rating over-side or 360 degrees" machine capacities from the table and deduct weight of installed attachment and quick hitch.









ZAXIS 300LC 2-PIECE BOOM

Rating over-front Rating over-side or 360 degrees Unit : kg

Conditions	Load point height m	Load radius												At max. reach		
		1.5 m		3.0 m		4.5 m		6.0 m		7.5 m		9.0 m				
																meter
2-Piece Boom Arm 2.42 m Counterweight 5 600 kg	9.0													*7 550	*7 550	4.65
	7.5													*5 630	*5 630	6.41
	6.0			*10 270	*10 270									*4 870	*4 870	7.47
	4.5			*13 910	*13 910	*9 580	*9 580							*4 530	*4 530	8.12
	3.0			*18 390	*18 390	*13 570	12 200	*7 770	*7 770					*4 430	*4 430	8.45
	1.5			*22 650	*22 650	*16 220	12 620	*10 430	8 240	*6 030	5 540			*4 510	*4 510	8.50
	0 (Ground)	*14 070	*14 070	*25 200	23 090	*16 260	11 950	*10 350	*7 780	*6 830	5 470			*4 800	4 750	8.28
	-1.5	*21 260	*21 260	*25 500	22 760	*16 530	11 620	*11 360	7 550	*6 420	5 420			*5 400	5 190	7.76
	-3.0	*28 700	*28 700	*23 610	22 920	*15 130	11 480	*9 530	7 460					*5 470	*5 470	6.86
2-Piece Boom Arm 3.11 m Counterweight 5 600 kg	9.0					*6 940	*6 940							*5 790	*5 790	5.79
	7.5					*6 640	*6 640	*5 700	*5 700					*4 650	*4 650	7.27
	6.0					*7 180	*7 180	*5 800	*5 800	*4 940	*4 940			*4 130	*4 130	8.22
	4.5			*13 650	*13 650	*8 410	*8 410	*6 270	*6 270	*5 080	*5 080			*3 880	*3 880	8.81
	3.0	*12 420	*12 420	*19 550	*19 550	*11 310	*11 310	*7 810	*7 810	*5 430	*5 430	*4 180	*4 180	*3 800	*3 800	9.12
	1.5			*21 620	*21 620	*16 180	12 080	*9 470	8 410	*5 920	5 730	*4 450	4 270	*3 860	*3 860	9.16
	0 (Ground)	*12 240	*12 240	*24 080	23 580	*16 170	12 170	*11 020	7 990	*6 480	5 630			*4 080	*4 080	8.96
	-1.5	*16 940	*16 940	*25 470	22 870	*16 310	11 690	*10 890	7 680	*7 010	5 440			*4 520	*4 520	8.48
	-3.0	*21 680	*21 680	*24 910	22 750	*16 300	11 530	*11 240	7 440	*6 410	5 420			*5 340	5 270	7.68
	-4.5	*24 440	*24 440	*19 950	*19 950	*12 150	11 470						*6 550	*6 550	5.92	

ZAXIS 300LCN 2-PIECE BOOM

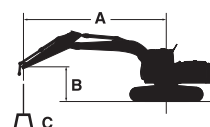
Rating over-front Rating over-side or 360 degrees Unit : kg

LARS COLUMN 2-PIECE BOOM																Rating over front		Rating over side or 360 degrees		Unit : kg
Conditions	Load point height m	Load radius												At max. reach						
		1.5 m		3.0 m		4.5 m		6.0 m		7.5 m		9.0 m								
																meter				
2-Piece Boom Arm 2.42 m Counterweight 5 600 kg	9.0													*7 550	*7 550	4.65				
	7.5													*5 630	*5 630	6.41				
	6.0			*10 270	*10 270									*4 870	*4 870	7.47				
	4.5			*13 910	*13 910	*9 580	*9 580							*4 530	*4 530	8.12				
	3.0			*18 390	*18 390	*13 570	11 230	*7 770	7 420					*4 430	4 340	8.45				
	1.5			*22 650	21 340	*16 220	11 460	*10 430	7 540	*6 030	5 050			*4 510	4 220	8.50				
	0 (Ground)	*14 070	*14 070	*25 200	20 300	*16 260	10 810	*10 350	7 170	*6 830	4 980			*4 800	4 330	8.28				
	-1.5	*21 260	*21 260	*25 500	19 990	*16 530	10 490	*11 360	6 870	*6 420	4 930			*5 400	4 730	7.76				
	-3.0	*28 700	*28 700	*23 610	20 140	*15 130	10 360	*9 530	6 780					*5 470	*5 470	6.86				
2-Piece Boom Arm 3.11 m Counterweight 5 600 kg	9.0					*6 940	*6 940							*5 790	*5 790	5.79				
	7.5					*6 640	*6 640	*5 700	*5 700					*4 650	*4 650	7.27				
	6.0					*7 180	*7 180	*5 800	*5 800	*4 940	*4 940			*4 130	*4 130	8.22				
	4.5			*13 650	*13 650	*8 410	*8 410	*6 270	*6 270	*5 080	*5 080			*3 880	*3 880	8.81				
	3.0	*12 420	*12 420	*19 550	*19 550	*11 310	11 210	*7 810	*7 810	*5 430	5 400	*4 180	3 980	*3 800	*3 800	9.12				
	1.5			*21 620	21 460	*16 180	11 820	*9 470	7 710	*5 920	*5 320	*4 450	3 900	*3 860	3 780	9.16				
	0 (Ground)	*12 240	*12 240	*24 080	20 750	*16 170	11 030	*11 020	7 300	*6 480	5 140			*4 080	3 850	8.96				
	-1.5	*16 940	*16 940	*25 470	20 080	*16 310	10 560	*10 890	6 990	*7 010	4 960			*4 520	4 150	8.48				
	-3.0	*21 680	*21 680	*24 910	19 970	*16 300	10 410	*11 240	6 750	*6 410	4 940			*5 340	4 800	7.68				
	-4.5	*24 440	*24 440	*19 950	*19 950	*12 150	10 340							*6 550	*6 550	5.92				

MACHINE CAPACITIES

ZX350LC / ZX350LCN

- Notes: 1. Ratings are based on ISO 10567.
 2. Machine capacity does not exceed 75% of tipping load with the machine on firm, level ground or 87% full hydraulic capacity.
 3. The load point is the center-line of the bucket pivot mounting pin on the arm.
 4. *Indicates load limited by hydraulic capacity.
 5. 0 m = Ground.

















A: Load radius
 B: Load point height
 C: Machine capacity

For machine capacities, subtract installed attachment and quick hitch weight from machine capacities.

To determine lifting capacities, apply "Rating over-side or 360 degrees" machine capacities from the table and deduct weight of installed attachment and quick hitch.















ZAXIS 350LC MONOBLOCK BOOM

Rating over-front Rating over-side or 360 degrees Unit : kg

Conditions	Load point height m	Load radius												At max. reach		
		1.5 m		3.0 m		4.5 m		6.0 m		7.5 m		9.0 m				
																meter
Boom 6.40 m Arm 2.67 m Counterweight 7 600 kg	6.0							*10 360	*10 360	*9 620	7 590			*9 530	6 810	8.00
	4.5					*14 930	*14 930	*11 690	10 310	*10 130	7 390			9 120	5 980	8.58
	3.0					*18 360	14 530	*13 250	9 740	*10 880	7 120			8 530	5 560	8.87
	1.5							*14 490	9 290	10 730	6 870			8 370	5 420	8.89
	0 (Ground)					*20 280	13 540	14 700	9 030	10 550	6 700			8 620	5 560	8.65
	-1.5			*13 880	*13 880	*19 300	13 560	14 620	8 960	10 510	6 660			9 410	6 030	8.13
	-3.0			*22 180	*22 180	*17 220	13 770	*13 290	9 070					*10 400	7 090	7.26
	-4.5			*16 860	*16 860	*13 370	*13 370							*9 920	9 720	5.88
Boom 6.40 m Arm 3.20 m Counterweight 7 600 kg	6.0									*8 950	7 700			*6 280	6 140	8.58
	4.5							*10 940	10 480	*9 580	7 470	*7 450	5 590	*6 310	5 460	9.12
	3.0					*17 140	14 940	*12 620	9 890	*10 440	7 180	8 370	5 460	*6 530	5 100	9.39
	1.5					*19 640	13 980	*14 060	9 380	10 770	6 900	8 220	5 320	*6 970	4 980	9.42
	0 (Ground)					*20 390	13 570	14 740	9 050	10 550	6 690	8 120	5 230	*7 730	5 080	9.19
	-1.5			*13 310	*13 310	*19 860	13 490	14 580	8 920	10 450	6 600			8 490	5 450	8.70
	-3.0	*15 620	*15 620	*21 060	*21 060	*18 220	13 630	*13 890	8 960	10 510	6 660			9 800	6 260	7.90
	-4.5			*19 890	*19 890	*15 090	13 970	*11 370	9 220					*9 660	8 060	6.66

ZAXIS 350LCN MONOBLOCK BOOM

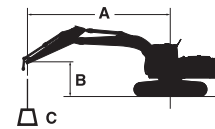
Rating over-front Rating over-side or 360 degrees Unit : kg

Conditions	Load point height m	Load radius												At max. reach		
		1.5 m		3.0 m		4.5 m		6.0 m		7.5 m		9.0 m				
																meter
Boom 6.40 m Arm 2.67 m Counterweight 7 600 kg	6.0							*10 360	10 010	*9 620	7 040			*9 530	6 320	8.00
	4.5					*14 930	14 520	*11 690	9 530	*10 130	6 840			9 100	5 530	8.58
	3.0					*18 360	13 250	*13 250	8 970	*10 880	6 570			8 510	5 130	8.87
	1.5							*14 490	8 520	10 700	6 330			8 350	5 000	8.89
	0 (Ground)					*20 280	12 290	14 660	8 270	10 520	6 170			8 600	5 120	8.65
	-1.5			*13 880	*13 880	*19 300	12 320	14 580	8 210	10 480	6 130			9 380	5 550	8.13
	-3.0			*22 180	*22 180	*17 220	12 510	*13 290	8 320					*10 400	6 530	7.26
	-4.5			*16 860	*16 860	*13 370	12 940							*9 920	8 930	5.88
Boom 6.40 m Arm 3.20 m Counterweight 7 600 kg	6.0									*8 950	7 150			*6 280	5 690	8.58
	4.5							*10 940	9 700	*9 580	6 920	*7 450	5 170	*6 310	5 050	9.12
	3.0					*17 140	13 650	*12 620	9 120	*10 440	6 630	8 350	5 040	*6 530	4 710	9.39
	1.5					*19 640	12 710	*14 060	8 620	10 740	6 360	8 200	4 910	*6 970	4 590	9.42
	0 (Ground)					*20 390	12 320	14 700	8 300	10 520	6 160	8 100	4 810	*7 730	4 680	9.19
	-1.5			*13 310	*13 310	*19 860	12 240	14 540	8 170	10 420	6 070			8 470	5 020	8.70
	-3.0	*15 620	*15 620	*21 060	*21 060	*18 220	12 370	*13 890	8 210	10 480	6 130			9 770	5 760	7.90
	-4.5			*19 890	*19 890	*15 090	12 710	*11 370	8 460					*9 660	7 410	6.66

MACHINE CAPACITIES

ZX350LC / ZX350LCN

- Notes: 1. Ratings are based on ISO 10567.
2. Machine capacity does not exceed 75% of tipping load with the machine on firm, level ground or 87% full hydraulic capacity.
3. The load point is the center-line of the bucket pivot mounting pin on the arm.
4. *Indicates load limited by hydraulic capacity.
5. 0 m = Ground.

















A: Load radius
B: Load point height
C: Machine capacity

For machine capacities, subtract installed attachment and quick hitch weight from machine capacities.

To determine lifting capacities, apply "Rating over-side or 360 degrees" machine capacities from the table and deduct weight of installed attachment and quick hitch.















ZAXIS 350LC 2-PIECE BOOM

Rating over-front Rating over-side or 360 degrees Unit : kg

Conditions	Load point height m	Load radius												At max. reach		
		1.5 m		3.0 m		4.5 m		6.0 m		7.5 m		9.0 m				
																meter
2-Piece Boom Arm 2.67 m Counterweight 7 600 kg	9.0					*11 630	*11 630							*9 920	*9 920	5.73
	7.5					*11 490	*11 490	*9 520	*9 520					*8 020	*8 020	7.19
	6.0			*14 850	*14 850	*12 700	*12 700	*9 880	*9 880	*8 270	7 660			*7 160	6 530	8.12
	4.5			*22 560	*22 560	*16 240	15 960	*10 970	10 530	*8 590	7 610			*6 750	5 750	8.70
	3.0			*25 510	*25 510	*19 820	15 580	*12 790	10 780	*9 240	7 410			*6 630	5 360	8.98
	1.5			*28 700	*28 700	*20 330	15 520	*14 970	10 190	*10 070	7 130	*6 740	5 250	*6 740	5 240	9.00
	0 (Ground)	*18 540	*18 540	*31 640	28 140	*20 390	14 630	*14 960	9 700	10 690	6 850			*7 120	5 390	8.77
	-1.5	*25 970	*25 970	*31 800	27 740	*20 680	14 190	*15 090	9 310	10 590	6 670			*7 620	5 870	8.25
	-3.0	*33 730	*33 730	*29 510	27 910	*19 440	14 080	*12 970	9 130					*6 350	*6 350	7.36
	-4.5			*19 950	*19 950	*11 860	*11 860							*10 450	*10 450	4.80
2-Piece Boom Arm 3.2 m Counterweight 7 600 kg	10.5													*9 330	*9 330	4.38
	9.0							*9 070	*9 070					*7 270	*7 270	6.55
	7.5							*8 890	*8 890	*7 660	*7 660			*6 520	*6 520	7.86
	6.0					*11 660	*11 660	*9 270	*9 270	*7 760	*7 750			*6 200	5 860	8.72
	4.5			*24 710	*24 710	*14 410	*14 410	*10 270	*10 270	*8 140	7 660	*6 770	5 540	*6 010	5 230	9.25
	3.0	*19 630	*19 630	*25 360	*25 360	*19 680	15 700	*11 960	10 310	*8 800	7 480	*7 190	5 460	*5 910	4 910	9.52
	1.5			*27 570	*27 570	*20 340	*15 760	*14 190	10 370	*9 640	7 280	*7 560	5 310	*6 000	4 810	9.54
	0 (Ground)	*16 070	*16 070	*30 630	28 610	*20 290	14 850	*14 890	9 810	*10 510	6 970	*7 780	5 180	*6 310	4 920	9.32
	-1.5	*21 660	*21 660	*31 960	27 840	*20 490	14 260	*15 070	9 440	10 640	6 700			*6 900	5 290	8.84
	-3.0	*26 980	*26 980	*30 800	27 760	*20 300	14 080	*14 280	9 140	*9 130	6 630			*6 030	*6 030	8.05
-4.5	*29 870	*29 870	*25 020	*25 020	*15 600	14 060	*8 920	*8 920					*7 650	*7 650	6.26	

ZAXIS 350LCN 2-PIECE BOOM

Rating over-front Rating over-side or 360 degrees Unit : kg

Conditions	Load point height m	Load radius												At max. reach		
		1.5 m		3.0 m		4.5 m		6.0 m		7.5 m		9.0 m				
																meter
2-Piece Boom Arm 2.67 m Counterweight 7 600 kg	9.0					*11 630	*11 630							*9 920	*9 920	5.73
	7.5					*11 490	*11 490	*9 520	*9 520					*8 020	7 460	7.19
	6.0			*14 850	*14 850	*12 700	*12 700	*9 880	*9 880	*8 270	7 090			*7 160	6 030	8.12
	4.5			*22 560	*22 560	*16 240	14 900	*10 970	9 880	*8 590	7 050			*6 750	5 300	8.70
	3.0			*25 510	*25 510	*19 820	14 410	*12 790	9 970	*9 240	6 850			*6 630	4 930	8.98
	1.5			*28 700	26 170	*20 330	14 190	*14 970	9 390	*10 070	6 580	*6 740	4 820	*6 740	4 820	9.00
	0 (Ground)	*18 540	*18 540	*31 640	24 900	*20 390	13 320	*14 960	8 910	10 660	6 300			*7 120	4 950	8.77
	-1.5	*25 970	*25 970	*31 800	24 520	*20 680	12 890	15 060	8 540	10 570	6 120			*7 620	5 390	8.25
	-3.0	*33 730	*33 730	*29 510	24 680	*19 440	12 790	*12 970	8 360					*6 350	*6 350	7.36
	-4.5			*19 950	*19 950	*11 860	*11 860							*10 450	*10 450	4.80
2-Piece Boom Arm 3.2 m Counterweight 7 600 kg	10.5													*9 330	*9 330	4.38
	9.0							*9 070	*9 070					*7 270	*7 270	6.55
	7.5							*8 890	*8 890	*7 660	7 180			*6 520	6 520	7.86
	6.0					*11 660	*11 660	*9 270	*9 270	*7 760	*7 310			*6 200	5 420	8.72
	4.5			*24 710	*24 710	*14 410	*14 410	*10 270	9 910	*8 140	7 180	*6 770	5 110	*6 010	4 820	9.25
	3.0	*19 630	*19 630	*25 360	*25 360	*19 680	*14 540	*11 960	*10 170	*8 800	6 990	*7 190	5 030	*5 910	4 510	9.52
	1.5			*27 570	26 780	*20 340	14 550	*14 190	9 570	*9 640	6 750	*7 560	4 890	*6 000	4 420	9.54
	0 (Ground)	*16 070	*16 070	*30 630	25 340	*20 290	13 540	*14 890	9 020	*10 510	6 420	*7 780	4 760	*6 310	4 520	9.32
	-1.5	*21 660	*21 660	*31 960	24 610	*20 490	12 970	*15 070	8 660	10 610	6 160			*6 900	4 860	8.84
	-3.0	*26 980	*26 980	*30 800	24 540	*20 300	12 790	*14 280	8 360	*9 130	6 090			*6 030	5 600	8.05
-4.5	*29 870	*29 870	*25 020	24 980	*15 600	12 770	*8 920	8 430					*7 650	*7 650	6.26	

EQUIPMENT

● : Standard equipment ○ : Optional equipment – : Not applicable

ENGINE	ZX250LC/ ZX250LCN	ZX300LC/ ZX300LCN	ZX350LC/ ZX350LCN
Aftertreatment device	●	●	●
Air cleaner double filters	●	●	●
Alternator 60 A	●	–	–
Alternator 90 A	–	●	●
Auto idle system	●	●	●
Auto shut-down control	●	●	●
Cartridge-type engine oil filter	●	●	●
Cartridge-type fuel main filter	●	●	●
Cold fuel resistance valve	●	●	●
ConSite OIL (Sensor)*	●	●	●
DEF/AdBlue® tank inlet strainer and extension filler	●	●	●
DEF/AdBlue® tank with ISO magnet adapter	●	●	●
Dry-type air filter with evacuator valve (with air filter restriction indicator)	●	●	●
Dust-proof indoor net	●	●	●
ECO/PWR mode control	●	●	●
Electrical fuel feed pump	●	●	●
Engine oil drain coupler	●	●	●
Expansion tank	●	●	●
Fan guard	●	●	●
Fuel cooler	●	●	●
Fuel pre-filter with water separator	●	●	●
Isolation-mounted engine	●	●	●
Maintenance free pre-cleaner	○	○	○
Radiator, oil cooler and intercooler	●	●	●

HYDRAULIC SYSTEM			
Auto power lift	●	●	●
ConSite OIL (Sensor)*	●	●	●
Control valve with main relief valve	●	●	●
High mesh full flow filter	●	●	●
Hose rupture valve for arm	●	●	●
Hose rupture valve for boom	●	●	●
Pilot filter	●	●	●
Power boost	●	●	●
Restriction indicator for full flow filter	○	○	○
Suction filter	●	●	●
Swing dampener valve	●	●	●
Two extra port for control valve	●	●	●
Variable relief valve for breaker & crusher	●	●	●
Work mode selector	●	●	●

CAB	ZX250LC/ ZX250LCN	ZX300LC/ ZX300LCN	ZX350LC/ ZX350LCN
All-weather sound suppressed steel cab	●	●	●
Auto control air conditioner	●	●	●
AUX function lever (Breaker assist)	○	○	○
Bluetooth® integrated DAB+radio	●	●	●
Console height adjustment	●	●	●
CRES VII (Center pillar reinforced structure) cab	●	●	●
Drink holder with hot & cool function	●	●	●
Electric double horn	●	●	●
Engine shut-off switch	●	●	●
Equipped with reinforced, tinted (Green color) glass windows	●	●	●
Evacuation hammer	●	●	●
Floor mat	●	●	●
Footrest	●	●	●
Front window washer (2 points)	●	●	●
Glove compartment	●	●	●
Hands-free calling device	●	●	●
Hot & cool box	●	●	●
Intermittent windshield wipers	●	●	●
Key cylinder light	●	●	●
Laminated round glass window	○	○	○
LED room light with door courtesy	●	●	●
Magazine rack	●	●	●
OPG front guard Level II (ISO10262) compliant	○	○	○
OPG top guard Level I (ISO10262) compliant cab	●	●	●
OPG top guard Level II (ISO10262) compliant	○	○	○
Parallel link wiper	●	●	●
Pilot shut-off lever	●	●	●
Power outlet 12 V & 24V	●	●	●
Rain guard (without OPG front guard)	●	●	●
Rear tray	●	●	●
Retractable seat belt	●	●	●
ROPS (ISO12117-2) compliant cab	●	●	●
Rubber radio antenna	●	●	●
Seat : air suspension seat with heater	●	●	●
Seat adjustment part : backrest, armrest, height and angle, slide forward / back	●	●	●
Seat belt reminder	●	●	●
Short wrist control levers	●	●	●
Smartphone holder	●	●	●
Sunscreen roller type (multi-use front or side and rear window)	○	○	○
Transparent roof with slide curtain	●	●	●
USB power supply	●	●	●
Windows on front, upper, lower and left side can be opened	●	●	●
2 speakers	●	●	●
4 fluid-filled elastic mounts	●	●	●
8 inch monitor	●	●	●

● : Standard equipment ○ : Optional equipment — : Not applicable

MONITOR SYSTEM	ZX250LC/ ZX250LCN	ZX300LC/ ZX300LCN	ZX350LC/ ZX350LCN
Alarms: overheat, engine warning, engine oil pressure, alternator, minimum fuel level, hydraulic filter restriction, air filter restriction, work mode, overload, SCR system trouble, etc	●	●	●
Alarm buzzers: overheat, engine oil pressure, overload, SCR system trouble, etc	●	●	●
Display of meters: water temperature, hour, fuel rate, clock, DEF/AdBlue® rate, etc	●	●	●
Other displays: work mode, auto-idle, glow, rearview monitor, operating conditions, etc	●	●	●
35 languages selection	●	●	●

LIGHTS			
Additional boom LED light with cover	○	○	○
Additional cab roof front LED lights	○	○	○
Additional cab roof rear LED light	○	○	○
LED lights for camera (Side and rear view camera)	○	○	○
Rotating lamp	○	○	○
2 working LED lights	●	●	●

UPPER STRUCTURE			
Aerial Angle® (Side and rear view camera)	●	●	●
Batteries 2 x 120 Ah	●	—	—
Batteries 2 x 128 Ah	—	●	●
Battery disconnect switch	●	●	●
Body top handrail	●	●	●
Counterweight 6 200 kg	●	—	—
Counterweight 5 600 kg	—	●	—
Counterweight 7 600 kg	—	—	●
Electric fuel refilling pump with auto stop and filter	●	●	●
Fuel level float	●	●	●
Hydraulic oil level gauge	●	●	●
Lockable fuel refilling cap	●	●	●
Lockable machine covers	●	●	●
Lockable tool box	●	●	●
Platform handrail	●	●	●
Skid-resistant plates	●	●	●
Swing parking brake	●	●	●
Undercover	●	●	●
Utility space	●	●	●

Standard and optional equipment may vary by country, so please consult your Hitachi dealer for details.

* Engine oil and hydraulic oil monitoring sensor.

** Hitachi Construction Machinery cannot be held liable for theft, any system will just minimize the risk of theft.

UNDERCARRIAGE	ZX250LC/ ZX250LCN	ZX300LC/ ZX300LCN	ZX350LC/ ZX350LCN
Bolt-on sprocket	●	●	●
Reinforced track links with pin seals	●	●	●
Shoe: 600 mm triple grouser	●	●	●
Towing hook	●	●	●
Track undercover	●	●	●
Travel direction mark on track frame	●	●	●
Travel motor covers	●	●	●
Travel parking brake	●	●	●
Upper and lower rollers	●	●	●
3 track guards (Each side) and hydraulic track adjuster	●	●	●
4 tie down hooks	●	●	●

FRONT ATTACHMENTS			
Arm tip remote lubrication	●	●	●
Casted bucket link A	●	●	●
Centralized lubrication system	●	●	●
Dirt seal on all bucket pins	●	●	●
Flanged pin	●	●	●
HN bushing	●	●	●
Lower arm reinforcement	○	○	○
Reinforced resin thrust plate	●	●	●
WC (tungsten-carbide) thermal spraying	●	●	●
Welded bucket link A with welded hook	○	○	—

ATTACHMENTS			
Breaker and crusher piping	●	●	●
Pilot accumulator	●	●	●
Accessories for 2 speed selector	○	○	○
Additional pump (30 L/min)	○	○	○
Assist piping	○	○	○

MISCELLANEOUS			
ConSite	○	○	○
Global e-Service	●	●	●
Onboard information controller	●	●	●
Standard tool kit	●	●	●
Theft prevention system**	○	○	○

Prior to operating this machine, including satellite communication system, in a country other than a country of its intended use, it may be necessary to make modifications to it so that it complies with the local regulatory standards (including safety standards) and legal requirements of that particular country. Please do not export or operate this machine outside the country of its intended use until such compliance has been confirmed. Please contact your Hitachi dealer in case of questions about compliance.

These specifications are subject to change without notice.

Illustrations and photos show the standard models, and may or may not include optional equipment, accessories, and all standard equipment with some differences in color and features. Before use, read and understand the Operator's Manual for proper operation.